

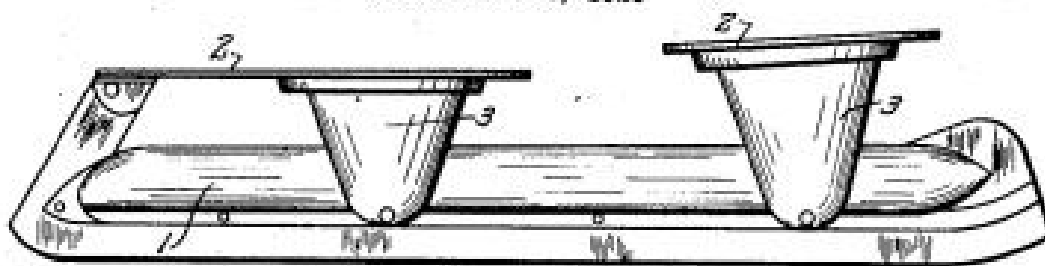
Nov. 22, 1927.

1,650,222

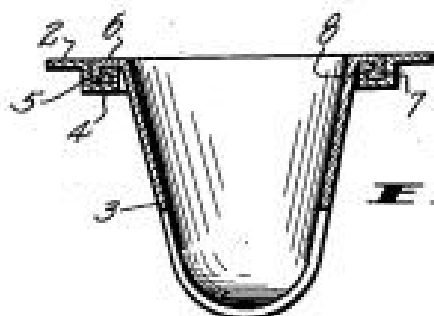
J. LUNN

SKATE

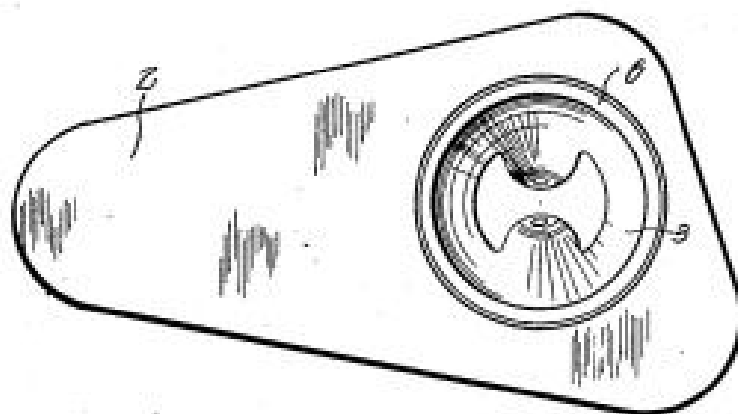
Filed Nov. 2, 1925



**Fig. 1.**



**Fig. 3.**



**Fig. 2.**

INVENTOR.

*Jean Lunn*

*Harold O. Permyer* BY

HIS ATTORNEY.

## UNITED STATES PATENT OFFICE.

JEAN LUNN, OF MONTREAL, QUEBEC, CANADA.

## SKATE.

Application filed November 2, 1925, Serial No. 66,377, and in Canada August 19, 1925.

This invention relates to improvements in a skate, appertaining particularly to a simple, strong and durable means of connecting the cups or cones to the sole and heel plates.

An object is to provide a construction so organized that the formation of the locking parts results in a tight fitting engagement allowing of no relative, lateral or axial movement.

A further object is to provide such a connection permitting of rapid and economical production by approved shop methods and apparatus, the interlocking seam being done entirely by press work.

To the accomplishment of these and related objects my invention resides in the construction, combination and arrangement of parts as shall be hereinafter more fully described, illustrated in the accompanying drawings, and pointed out in the claims hereunto appended.

In the drawings, forming a part of this disclosure.

Fig. 1 is an elevation of a tube skate embodying my invention;

Fig. 2 is a plan of the sole plate with the cup attached; and

Fig. 3 is a vertical section through an interlocked plate and cup.

The severe and varied strains to which the modern hockey and racing skates are subjected demand a strong and durable construction that can be produced economically and that the same be constructed of reasonable priced material without sacrificing lightness of weight or neatness of finish.

In building a skate in accordance with my invention, the cups, which are preferably seamless, are connected to the plates by a double interlocking seam. This is accomplished by forming an interior and offset flange to the opening in the perforated plates and introducing the cups, whose tops are flanged outwardly, to seat in the depression formed by the offset flange of the plates. The edges are then wrapped together, forming a double seam, so the flanged tops of the cups are flush with the upper surface of the plates. Thus, without soldering or riveting, the cups are joined securely to the sole and heel plates by a suitable seaming tool, pro-

viding a more rapid method of producing a neat and attractive skate.

Attention is now directed particularly to the drawings wherein like characters indicate like parts throughout the several views. The numeral 1 indicates the skate in general the same having sole and heel plates 2 supported by cups 3. The cups are preferably seamless and composed of a thin sheet of tin, Canada metal or other suitable material. The plates 2 are of usual shape and are perforated to receive the cups 3. About the perforation in each plate the rim is offset with an interior flange 4 that forms a depressed seat 5 on the upper side. Into this annular pocket the circumferentially flanged top 6 of the cup 3 seats. The extreme rim 7 of the cup is then turned downwardly and inwardly to form a lock seam with the co-operating marginal edge 8 of the plate flange 4 that is bent upwardly and outwardly.

In this way a very rigid and secure connection between plates and cups results, and a finish of neat and attractive appearance arrived at for this double interlocking seam is accomplished by press work and is so formed that the joint is on the under side of the plate as described; the circumferential flange 6 of the cup 3 thus extending flush with the upper surface of the said plate.

From the foregoing description taken in connection with the accompanying drawings, it will be manifest that a skate is provided which will fulfill all the necessary requirements of such a device; but as many changes could be made in the above description and many apparently widely different embodiments of my invention constructed within the scope of the appended claim without departing from the spirit or scope thereof, it is intended that all matters contained in the said accompanying specification and drawings shall be interpreted as illustrative and not in a limited sense.

What I claim as new and desire to secure by Letters Patent is:—

In a skate, the combination with a steel runner and a tube applied thereto of seamless cups carried thereby, an exterior flange formed at the top of each of said cups; a sole plate; a heel plate; a circular aperture in each of said plates and a depressed offset

flange formed in the periphery of said apertures, adapted to receive the exterior flange of the cup, said plates being permanently connected to said cups by a double seam  
5 wrapping the periphery of the cup flanges with the inner periphery of the depressed offset flanges about the apertures in the

plates and supporting the flanged top of said cups in the same plane as the surface of the plates, substantially as described.

10

In testimony whereof I hereunto affix my signature.

JEAN LUNN.

Canadian Patents Database

Canadian Patent Document 269030 - Drawings Page

- Introduction
- Green Technologies

Search Options

Basic Search

Number Search

Boolean Search

Advanced Search

Help

- General Content
- Searching
- Search Language
- FAQ
- Disclaimer

Third-party information liability

Archived Information

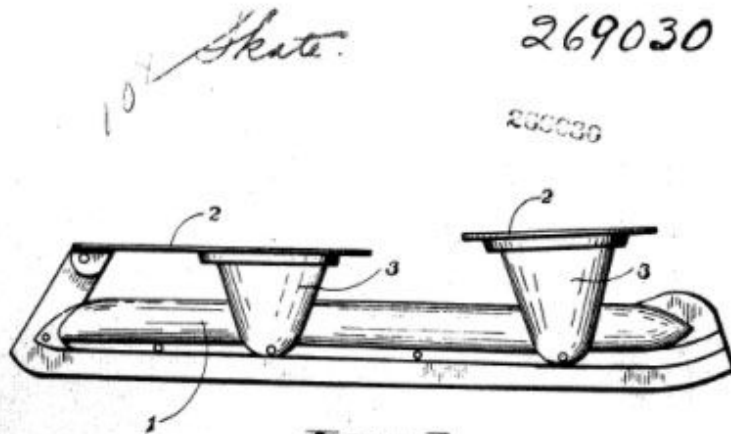


Fig. 1.

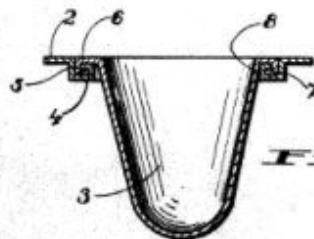


Fig. 3.

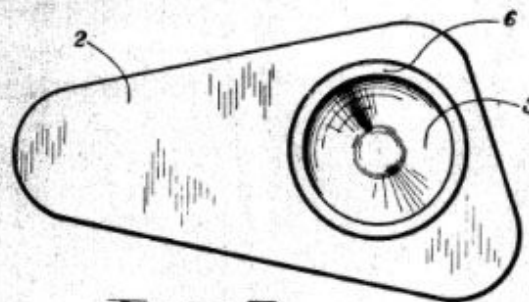


Fig. 2.

Certified to be the drawings referred to  
in the specification hereunto annexed.  
Ottawa, July 30, 1925.

INVENTOR  
J. LONN  
by *William Haskett*  
Attorney for Applicant.