



Riedell®

ECLIPSE
BLADES



ICE COLLECTION

2019 - 2020



ELARA


feel the evolution

MEET Elara

The Elara is the culmination of intense research & design, material search and testing. The Elara offers top level skaters the ultimate in support and lightweight performance utilizing new materials and design.

SPARKLING DETAILS

- ELEGANT CUTOUTS
- INSET CRYSTALS



INNOVATIVE FIT

- BUILT ON EVOFIT LAST
- COMFORT & CONTROL



PERFECTED OUTSOLE


- WATERPROOF
- SHORTENED DESIGN



ELEVATED HEEL

- CORK DEFLECTS IMPACT
- INCREASED HEEL HEIGHT

INCREDIBLE UPPERS



ULTIMATE COMFORT

- DUAL DENSITY PADDING
- CONTOURING FIT

- ABRASION RESISTANT
- STRONG AND LIGHTWEIGHT



TABLE OF CONTENTS

BOOTS

- Elara & Vega 6
- Find your perfect boot 10
- Premium, Custom boots 11
- Width Charts 12
- Lightweight Series 13
- Star Series boots 14
- Crossover Series boots 15
- Specialty Series boots 16
- Instructional Series boots 17
- Gem Series 18
- Soft Series boots 20

BLADES

- Find your blade 21
- Lightweight Series 22
- Advanced Series blades 23
- Mid-range Series blades 24
- Beginner Series 25
- Blade Length Chart 25

ACCESSORIES

- Skate Care 26
- Insoles 26
- Bags 27
- Guards, Laces, Hooks 27

SKATE CARE

- Skate Fitting 28
- Lacing Skates 28
- Blade Mounting 29
- Skate Sharpening 30
- Warranty 31



DEAR SKATER,


Welcome to the world of Riedell Skates.

For over 70 years, with hard working craftsman and their gritty determination to be the best, we have built skates that are made to outlast and fit better than the competitor's products. Our products have always been built by dedicated employees that only use the finest materials and combine skill, technology, and passion to create the best products for all levels of skating. We back that dedication with our commitment to Customer Service to all Riedell customers.

This year, with the addition of the new Elara and Vega, along with our new re-designed Eclipse Titanium Infinity and Titanium Pinnacle, the Riedell Ice Collection for 2019-2020 is sure to meet and exceed all expectations for strength, comfort and long-lasting quality. Riedell Skates continues to build products that meets the needs of every skater, from the first-time skater up to the top-level world athlete. So, whether you hit the ice every day to practice for an upcoming competition or you just want to enjoy an occasional leisurely Sunday afternoon skate, Riedell has the perfect skate to fit your needs.

Riedell Skate Company continues to work hard to bring you the most committed retail dealer network offering you the widest range of skates available, and we remain committed to our founder, Paul Riedell, whose mission was to "craft the finest quality skates to serve all levels of skating".

Wear the best to be the best!

Happy Skating,


Robert Riegelman
President, Riedell Skates

**SKILL RANGE****5 6****SUPPORT RATING****100****TONGUE RATING****5.0**

ELARA

Introducing the all new Elara model from Riedell. A result of the culmination of intense research and design, the Elara offers the top-level skater strong support utilizing new materials and design. The Elara provides the most demanding skater with features and design that allows you the highest level of fit, comfort, support and performance.

**EVOFIT LAST**

- Broader toe shape for added comfort which allows toes to lay flat
- Snug heel fit for better control
- Higher heel for better forward position

**HYDRO-SHIELD OUTSOLE**

- Thermoplastic Urethane material provides strong foot support
- Does not absorb moisture
- Lightweight ridged support
- EVA cushion midsole provides great impact absorption
- Highly consistent for blade tracking

**LIGHTWEIGHT MICROFIBER UPPERS**

- Military grade pebble grain microfiber material
- Abrasion resistant & cut resistant
- Strong tensile strength

**NEW TONGUE DESIGN**

- Strategically-placed reinforcements prevent lace bite
- Tongue keeper and lace loop keeps tongue in position
- Neoprene padding displaces pressure from laces

**SHORTENED OUTSOLE DESIGN**

- Allows consistent blade sizing
- Provides greater maneuverability on blade

**DUAL DENSITY ANKLE PADDING**

- 3/8" thick provides smooth comfort
- EVA custom forms to the ankle
- Urethane material provides great cushioning

**NEWLY DESIGNED PADDED FOOTBED**

- Patent Pending polyurethane formula
- 30% lighter weight than other Polyurethane materials

**PRE-FORMED FIT**

- Ergonomically-shaped boot promotes proper range of motion, support & comfort
- Contoured to the shape of the foot right out of the box: no heat molding required

**CORK/LEATHER HEEL**

- Lightweight & strong
- Provides impact deflection
- Increased height provides better forward position on blade

ELARA & VEGA SIZING

WHITE 4-10 Full/Half ❖ AA(Narrow), B(Medium), D(Wide)
 BLACK 4-13 Full/Half ❖ *AA(Narrow), *B(Medium), *D(Wide)

*Non stocked, special order availability

**SKILL RANGE****3 4 5****SUPPORT RATING****75****TONGUE RATING****4.0**

VEGA

Meet the new Vega model from Riedell. The Vega is designed using many of the same features as the Elara but is intended for skaters doing single & double jumps. Built to provide the skater with medium firm ankle support and material features that offer pure comfort and fit, the Vega is sure to give you top performance.

**EVOFIT LAST**

- Broader toe shape for added comfort which allows toes to lay flat
- Snug heel fit for better control
- Higher heel for better forward position

**HYDRO-SHIELD OUTSOLE**

- Thermoplastic Urethane material provides strong foot support
- Does not absorb moisture
- Lightweight ridged support
- EVA cushion midsole provides great impact absorption
- Highly consistent for blade tracking

**LIGHTWEIGHT MICROFIBER UPPERS**

- Military grade pebble grain microfiber material
- Abrasion resistant & cut resistant
- Strong tensile strength

**NEW TONGUE DESIGN**

- Strategically-placed reinforcements prevent lace bite
- Tongue keeper and lace loop keeps tongue in position

**SHORTENED OUTSOLE DESIGN**

- Allows consistent blade sizing
- Provides greater maneuverability on blade

**DUAL DENSITY ANKLE PADDING**

- 3/8" thick provides smooth comfort
- EVA custom forms to the ankle
- Urethane material provides great cushioning

**NEWLY DESIGNED PADDED FOOTBED**

- Patent Pending polyurethane formula
- 30% lighter weight than other Polyurethane materials

**PRE-FORMED FIT**

- Ergonomically-shaped boot promotes proper range of motion, support & comfort
- Contoured to the shape of the foot right out of the box: no heat molding required

ELARA & VEGA SIZING

Size	AA/AAA	B/A	D/C	Size	AA/AAA	B/A	D/C
4	7 1/4 - 7 5/8	7 3/4 - 8 1/8	8 1/4 - 8 5/8	9	8 1/2 - 8 7/8	9 - 9 3/8	9 1/2 - 9 7/8
4 1/2	7 3/8 - 7 3/4	7 7/8 - 8 1/4	8 3/8 - 8 3/4	9 1/2	8 5/8 - 9	9 1/8 - 9 1/2	9 5/8 - 10
5	7 1/2 - 7 7/8	8 - 8 3/8	8 1/2 - 8 7/8	10	8 3/4 - 9 1/8	9 1/4 - 9 5/8	9 3/4 - 10 1/8
5 1/2	7 5/8 - 8	8 1/8 - 8 1/2	8 5/8 - 9	10 1/2	8 7/8 - 9 1/4	9 3/8 - 9 3/4	9 7/8 - 10 1/4
6	7 3/4 - 8 1/8	8 1/4 - 8 5/8	8 3/4 - 9 1/8	11	9 - 9 3/8	9 1/2 - 9 7/8	10 - 10 3/8
6 1/2	7 7/8 - 8 1/4	8 3/8 - 8 3/4	8 7/8 - 9 1/4	11 1/2	9 1/8 - 9 1/2	9 5/8 - 10	10 1/8 - 10 1/2
7	8 - 8 3/8	8 1/2 - 8 7/8	9 - 9 3/8	12	9 1/4 - 9 5/8	9 3/4 - 10 1/8	10 1/4 - 10 5/8
7 1/2	8 1/8 - 8 1/2	8 5/8 - 9	9 1/8 - 9 1/2	12 1/2	9 3/8 - 9 3/4	9 7/8 - 10 1/4	10 3/8 - 10 3/4
8	8 1/4 - 8 5/8	8 3/4 - 9 1/8	9 1/4 - 9 5/8	13	9 1/2 - 9 7/8	10 - 10 3/8	10 1/2 - 10 7/8
8 1/2	8 3/8 - 8 3/4	8 7/8 - 9 1/4	9 3/8 - 9 3/4				

ELARA & VEGA HEAT MOLDING PROCEDURE

The Elara and Vega models are built using pre-molded and pre-formed materials that reduce the need for using a skate oven for the fitting procedure. The reinforcements and stiffening materials used in the manufacturing process react to high heat and become very pliable. The use of a skate oven is not suggested, and Riedell Skate Company does not authorize this process in the fitting of the Elara and Vega styles.

Fit adjustments for the Elara and Vega models can be done using a localized heat source (hair dryer) or heat gun by a trained and skilled skate fitter. Heating the area of the boot needing adjustment can be performed with a warm setting and using care not to overheat the boot. The area will become softened and pliable allowing shape adjustment for improved contour and comfort to the foot.

BLADE MOUNTING NOTIFICATION FOR THE HYDRO-SHIELD SOLES.

The Riedell Elara and Vega models are manufactured using a newly formulated TPU (thermoplastic urethane) soling material that is very dense, providing excellent sole foundation and strong foot support. The EVA midsole material reduces shock and improves impact absorption.

It's important to use our specially designed Hi-Lo thread screws with a "cut" tip when mounting blades to be sure of maximum attachment of blade to the boots. The "hi-lo" threads allow the screw to securely hold the blade and prevent the loosening of the screw during repeated wear.



The following process is suggested for mounting blades to the Hydro-Shield outsoles.

1. After choosing and selecting the proper style and size of blade, identify the correct location of the blade on the sole and mark the mounting holes with pencil.
2. Using a 3/32" high speed twist drill bit, drill 1/8" depth into the sole. This will give the screw threads a starting depth to properly set into the sole.
3. Using a variable speed screw gun, slowly drive the screw into the sole using pressure to allow screw to "cut" into sole material until tension increases to tighten screw securely. Use a hand screw driver to set the screw flush to sole plate of blade.

ELARA / VEGA BLADE SIZING

SKATE SIZE	4	4 1/2	5	5 1/2	6	6 1/2	7	7 1/2	8	8 1/2	9	9 1/2	10	10 1/2	11	11 1/2	12	12 1/2	13
BLADE SIZE	9"	9"	9 1/4"	9 1/2"	9 1/2"	9 3/4"	10"	10"	10 1/4"	10 1/2"	10 1/2"	10 3/4"	11"	11"	11 1/4"	11 1/2"	11 1/2"	11 3/4"	12"

PROUD TO SUPPORT TEAM RIEDELL



team
ECLIPSE
BLADES



**VALENTINE
MARCHEI**

Italy

**GUILLAUME
CIZERON**

France

**PAUL POIRIER &
PIPER GILLES**

Canada

**ELENA
RADIONOVA**

Russia

**HELSINKI
ROCKETTES**

Finland

**VINCENT
ZHOU**

United States

FIND YOUR PERFECT BOOT

FIND YOUR RANGE

	SKATE SKILLS	JUMPS	SPINS	ISI TEST	USFS TEST	CANADA TEST
1	Marching, Gliding, Dips, Swizzles	NA	NA	Tot 1-4	Snowplow Sam 1-3	CanSkate Stages 1-2
2	Basic Gliding, Edges, All Stops, Lunges, Bunny Hops,	NA	2 Foot Spins	Pre-Alpha, Alpha, Beta, Gamma, Delta	Basic 1-8	CanSkate Stages 3-5
3	Waltz jump, Salchow, Toe Loop	Singles	All basic positions for spins	FS 1, FS 2, FS 3	FS 1-6	CanSkate Stages 5-7
4	Loop, Flip, Lutz, Axel	Singles	Combination spins, beginning flying spins	FS 4, FS 5	Pre-Preliminary, Preliminary	Pre-Preliminary, Preliminary
5	Axel, Double Salchow, Double Toe Loop, Double Loop, Double Flip	Doubles	Flying spins	FS6, FS 7, FS 8	Pre Juvenile, Juvenile, Intermediate	Pre-Juvenile, Juvenile, Pre-Novice
6	All Double, Triple and Quad jumps	All	All	FS 9, FS 10	Novice, Junior, Senior	Pre-Novice, Novice, Junior, Senior

FIND YOUR SKATE

Model	Series	Support Rating	Tongue Rating	Design	MADE IN USA	
ELARA	Performance Series	5 6	Support Rating: 100	Tongue Rating: 5.0	Extra Stong, Progressive Design	USA
VEGA	Performance Series	3 4 5	Support Rating: 75	Tongue Rating: 4.0	Medium Strength, Progressive Design	USA
ARIA	Lightweight Series	5 6	Support Rating: 100	Tongue Rating: 5.0	Lightweight and Strong Support	USA
CUSTOMS	Personal Series	4 5 6	Support Rating: NA	Tongue Rating: NA	If you can dream it, we can build it	USA
SYNCHRONIZED	Specialty Series	5 6	Support Rating: 100	Tongue Rating: 4.0	World-Class Team Skating Boots	USA
INSTRUCTOR	Specialty Series	4 5 6	Support Rating: 95 or 75	Tongue Rating: 4.0	Lightweight Insulated Instructor	USA
DANCE	Specialty Series	4 5 6	Support Rating: 90	Tongue Rating: 5.0	World-Class Dance Boot	USA
SILVER STAR	Star Series	4 5 6	Support Rating: 90	Tongue Rating: 4.5	Traditional Lightweight Competitive	USA
BRONZE STAR	Star Series	3 4 5	Support Rating: 80	Tongue Rating: 4.5	Traditional Competitive	USA
FUSION	Crossover Series	4 5 6	Support Rating: 90	Tongue Rating: 4.5	Low-Cut Multidiscipline Competitive	USA
FLAIR	Crossover Series	3 4 5	Support Rating: 70	Tongue Rating: 4.0	Low-Cut Advanced Instructional	USA
MOTION	Instructional Series	3 4 5	Support Rating: 70	Tongue Rating: 4.0	Traditional Advanced Instructional	USA
STRIDE	Instructional Series	2 3 4	Support Rating: 50	Tongue Rating: 3.5	Traditional Value-Priced Instructional	USA
DIAMOND	Gem Series	1 2 3	Support Rating: 40	Tongue Rating: 2.5	Our Best Recreational	
EMERALD	Gem Series	1 2	Support Rating: 30	Tongue Rating: 2.0	Quality Recreational Performance	
PEARL	Gem Series	1 2	Support Rating: 25	Tongue Rating: 1.5	Value-Priced Recreational	
OPAL	Gem Series	1 2	Support Rating: 20	Tongue Rating: 1.0	Value-Priced Recreational	
SPARKLE	Soft Series	1 2	Support Rating: 25	Tongue Rating: 1.5	Soft Boot Comfort	
SOAR	Soft Series	1 2	Support Rating: 20	Tongue Rating: 1.0	Beginner Soft Boot Comfort	

CUSTOM FIGURE BOOTS

IF YOU CAN DREAM IT, WE CAN BUILD IT!

Whether you need specialty sizing options or want the customized skate of your dreams we put the "create" back into Creative Skate Design.



CUSTOM BUILDS

Our finest craftsmen will design and build your custom boots to exacting specifications and features. We can make allowances for orthotics, arches, toe room, heel spurs, foot irregularities, bunions, etc. You can choose color, leather temper, support rating, firmness, heel height, materials and much more. Build your dream skate with Riedell Custom Boots.

PREMIUMS & SPECIALS

Just want to change 2-3 things to make your boots your own? Create a Premium boot by selecting the stock boot of your choice. Then pick a size, a color (from 25 color options) and/or material change. Only one change? Then a Special-built boot is the answer.

ONE CHANGE: **\$70** UP TO THREE CHANGES: **\$100**

ARIA 3030

WIDTH CHARTS

Women	3	3 1/2	4	4 1/2	5	5 1/2	6	6 1/2	7	7 1/2	8	8 1/2	9	9 1/2	10	10 1/2	11	
AAAA	6 5/8 to 6 3/4	6 3/4 to 6 7/8	6 7/8 to 7	7 to 7 1/8	7 1/8 to 7 1/4	7 1/4 to 7 3/8	7 3/8 to 7 1/2	7 1/2 to 7 5/8	7 5/8 to 7 3/4	7 3/4 to 7 7/8	7 7/8 to 8	8 to 8 1/8	8 1/8 to 8 1/4	8 1/4 to 8 3/8	8 3/8 to 8 1/2	8 1/2 to 8 5/8	8 5/8 to 8 3/4	8 3/4 to 8 7/8
AAA	6 7/8 to 7	7 to 7 1/8	7 1/8 to 7 1/4	7 1/4 to 7 3/8	7 3/8 to 7 1/2	7 1/2 to 7 5/8	7 5/8 to 7 3/4	7 3/4 to 7 7/8	7 7/8 to 8	8 to 8 1/8	8 1/8 to 8 1/4	8 1/4 to 8 3/8	8 3/8 to 8 1/2	8 1/2 to 8 5/8	8 5/8 to 8 3/4	8 3/4 to 8 7/8	8 7/8 to 9	9 to 9 1/4
NAR-AA	7 1/8 to 7 1/4	7 1/4 to 7 3/8	7 3/8 to 7 1/2	7 1/2 to 7 5/8	7 5/8 to 7 3/4	7 3/4 to 7 7/8	7 7/8 to 8	8 to 8 1/8	8 1/8 to 8 1/4	8 1/4 to 8 3/8	8 3/8 to 8 1/2	8 1/2 to 8 5/8	8 5/8 to 8 3/4	8 3/4 to 8 7/8	8 7/8 to 9	9 to 9 1/8	9 1/8 to 9 1/4	9 1/4 to 9 1/2
A	7 3/8 to 7 1/2	7 1/2 to 7 5/8	7 5/8 to 7 3/4	7 3/4 to 7 7/8	7 7/8 to 8	8 to 8 1/8	8 1/8 to 8 1/4	8 1/4 to 8 3/8	8 3/8 to 8 1/2	8 1/2 to 8 5/8	8 5/8 to 8 3/4	8 3/4 to 8 7/8	8 7/8 to 9	9 to 9 1/8	9 1/8 to 9 1/4	9 1/4 to 9 1/2	9 1/2 to 9 5/8	9 5/8 to 9 3/4
MED-B	7 5/8 to 7 3/4	7 3/4 to 7 7/8	7 7/8 to 8	8 to 8 1/8	8 1/8 to 8 1/4	8 1/4 to 8 3/8	8 3/8 to 8 1/2	8 1/2 to 8 5/8	8 5/8 to 8 3/4	8 3/4 to 8 7/8	8 7/8 to 9	9 to 9 1/8	9 1/8 to 9 1/4	9 1/4 to 9 3/8	9 3/8 to 9 1/2	9 1/2 to 9 5/8	9 5/8 to 9 3/4	9 3/4 to 9 7/8
WIDE-C	7 7/8 to 8	8 to 8 1/8	8 1/8 to 8 1/4	8 1/4 to 8 3/8	8 3/8 to 8 1/2	8 1/2 to 8 5/8	8 5/8 to 8 3/4	8 3/4 to 8 7/8	8 7/8 to 9	9 to 9 1/8	9 1/8 to 9 1/4	9 1/4 to 9 3/8	9 3/8 to 9 1/2	9 1/2 to 9 5/8	9 5/8 to 9 3/4	9 3/4 to 9 7/8	9 7/8 to 10	

Men	4	4 1/2	5	5 1/2	6	6 1/2	7	7 1/2	8	8 1/2	9	9 1/2	10	10 1/2	11	11 1/2	12	12 1/2	13	14	15	16	
NAR-A	7 3/8 - 7 7/8	7 1/2 - 8	7 5/8 - 8 1/8	7 3/4 - 8 1/4	7 7/8 - 8 3/8	8 - 8 1/2	8 1/8 - 8 5/8	8 1/4 - 8 3/4	8 3/8 - 8 7/8	8 1/2 - 9	8 5/8 - 9 1/8	8 3/4 - 9 1/4	8 7/8 - 9 3/8	8 1/2 - 9	8 5/8 - 9 1/8	8 3/4 - 9 1/4	8 7/8 - 9 3/8	8 1/2 - 9	8 5/8 - 9 1/8	8 3/4 - 9 1/4	8 7/8 - 9 3/8	8 1/2 - 9	8 5/8 - 9 1/8
MED-C	8 - 8 1/2	8 1/8 - 8 5/8	8 1/4 - 8 3/4	8 3/8 - 8 7/8	8 1/2 - 9	8 5/8 - 9 1/8	8 3/4 - 9 1/4	8 7/8 - 9 3/8	8 1/2 - 9	8 5/8 - 9 1/8	8 3/4 - 9 1/4	8 7/8 - 9 3/8	8 1/2 - 9	8 5/8 - 9 1/8	8 3/4 - 9 1/4	8 7/8 - 9 3/8	8 1/2 - 9	8 5/8 - 9 1/8	8 3/4 - 9 1/4	8 7/8 - 9 3/8	8 1/2 - 9	8 5/8 - 9 1/8	8 3/4 - 9 1/4
WIDE-EE	8 5/8 - 9 1/4	8 3/4 - 9 3/8	8 7/8 - 9 1/2	9 - 9 5/8	9 1/8 - 9 3/4	9 1/4 - 9 7/8	9 3/8 - 10	9 1/2 - 10 1/8	9 5/8 - 10 1/4	9 3/4 - 10 3/8	9 7/8 - 10 1/2	9 1/2 - 10 1/8	9 5/8 - 10 1/4	9 3/4 - 10 3/8	9 7/8 - 10 1/2	9 1/2 - 10 1/8	9 5/8 - 10 1/4	9 3/4 - 10 3/8	9 7/8 - 10 1/2	9 1/2 - 10 1/8	9 5/8 - 10 1/4	9 3/4 - 10 3/8	9 7/8 - 10 1/2

Youth	6	7	8	9	9 1/2	10	10 1/2	11	11 1/2	12	12 1/2	13	13 1/2	1	1 1/2	2	2 1/2	3	3 1/2	4			
NAR-AA	-	-	-	5 1/4 to 5 5/8	5 3/8 to 5 3/4	5 1/2 to 5 7/8	5 5/8 to 6	6 to 6 3/8	6 1/8 to 6 1/2	6 1/4 to 6 5/8	6 3/8 to 6 3/4	6 1/2 to 6 7/8	6 5/8 to 7	6 3/4 to 7 1/8	6 7/8 to 7 1/4	7 to 7 3/8	7 1/8 to 7 1/2	7 1/4 to 7 5/8	7 3/8 to 7 3/4	7 1/2 to 7 7/8	7 5/8 to 8	7 3/4 to 7 7/8	7 1/2 to 7 7/8
MED-B	5 3/8 to 5 3/4	5 1/2 to 5 7/8	5 5/8 to 6	5 3/4 to 6 1/8	5 7/8 to 6 1/4	6 to 6 3/8	6 1/2 to 6 7/8	6 5/8 to 7	6 3/4 to 7 1/8	6 7/8 to 7 1/4	7 to 7 3/8	7 1/2 to 7 5/8	7 3/8 to 7 3/4	7 1/8 to 7 5/8	7 3/8 to 7 3/4	7 1/2 to 7 7/8	7 5/8 to 8	7 3/4 to 8 1/8	7 7/8 to 8 1/4	8 to 8 3/8	8 1/4 to 8 5/8	8 3/8 to 8 7/8	8 1/2 to 8 5/8
WIDE-D	5 7/8 to 6 1/4	6 to 6 3/8	6 1/8 to 6 1/2	6 1/4 to 6 5/8	6 3/8 to 6 3/4	6 1/2 to 6 7/8	6 5/8 to 7	7 to 7 3/8	7 1/8 to 7 1/2	7 1/4 to 7 5/8	7 3/8 to 7 3/4	7 1/2 to 7 7/8	7 5/8 to 8	7 3/4 to 8 1/8	7 7/8 to 8 1/4	8 to 8 3/8	8 1/2 to 8 5/8	8 3/8 to 8 7/8	8 1/4 to 8 5/8	8 3/4 to 8 7/8	8 1/2 to 8 5/8	8 3/8 to 8 7/8	8 1/2 to 8 5/8

* Units of diameter measurement should be used to identify the appropriate corresponding product width letter.

**Riedell accommodates extra wide widths.

SEE PAGE 7 FOR ELARA AND VEGA SIZING AND WIDTH MEASUREMENTS



SKILL RANGE

5 6

SUPPORT RATING

100 (EXTRA FIRM)

TONGUE RATING

5.0

ARIA 3030

The 3030 Aria is a sleek, strong and lightweight boot! Designed for top competitors, the Aria is for high-level freestyle skaters looking to gain a competitive edge.

Inside the Aria, TriFusion triple reinforcement provides our firmest support and is heat moldable for the perfect fit. TriFusion support is balanced with the comfort of a luxuriously, smooth and supple leather lining. The Aria's taller toe box and an internal forefoot relief increase foot comfort on those perfect landings. Our innovative cork/leather heel and water-resistant ultra-thin outsole provide weight reduction, optimal support and impact absorption. Aria's one of a kind internal midsole technology further reduces weight and keeps you closer to the ice for added control. The winning balance of long-lasting comfort and support in the 3030 Aria skating boot – is a top choice for demanding skaters.

BOOT FEATURES

- ▶ Lightweight cork/leather heel
- ▶ Lightweight internal midsole
- ▶ Water-resistant, lightweight, ultra-thin outsole
- ▶ Triple layer Heat-moldable TriFusion Reinforcement
- ▶ Anti-Rotational Lace bar
- ▶ Quilted Stitching on Foam Padded Tongue
- ▶ Leather Lining
- ▶ Open throat design
- ▶ Taller Toe Box Design
- ▶ Hand-Rolled Collar
- ▶ Black or White stock boot
- ▶ Flex Notch

SIZING

LADIES 4-10 Full/Half ❖ AA, A, B, C, *AAA, *D

MENS 4-13 Full/Half ❖ *Nar, *Med, *Wide

*Non stocked, special order availability



STAR SERIES



SKILL RANGE
4 5 6

SUPPORT RATING
90

TONGUE RATING
4.5



SKILL RANGE
3 4 5

SUPPORT RATING
80

TONGUE RATING
4.5

875 SILVER STAR

TRADITIONAL LIGHTWEIGHT COMPETITIVE

The sleek 875 Silver Star is redesigned for strength and comfort. Triple reinforced uppers provide solid ankle support. Perforated microfiber lining for smooth comfort and breathability. Leather soles with cork heels offer lightweight durability. Comfortable dual density urethane padding and quilted tongue offers improved comfort.

- ▶ Extra comfort foam padding
- ▶ Strata Lining
- ▶ Triple Layer Heat-moldable Reinforcement
- ▶ Lightweight cork/leather heel
- ▶ Durable leather outsole

435/43 BRONZE STAR

TRADITIONAL VALUE-PRICED COMPETITIVE

Lighter than ever before, the 435 Bronze Star is designed with firm support and enhanced fit for superb comfort. The Bronze Star is enhanced with double reinforced support for durability along with leather soles and mid-soles for solid foot foundation. Perforated Strata linings provide a beautiful look and an awesome feel.

- ▶ Strata Lining
- ▶ Double Layer Heat-moldable Reinforcement
- ▶ Durable leather outsole and mid-soles for solid foot foundation

STAR SERIES BOOT FEATURES

- ▶ Open throat design
- ▶ Flex Notch
- ▶ Anti-Rotational Lace bar
- ▶ Comfort foam padding
- ▶ Hand-Rolled Collar
- ▶ Quilted Stitching on Foam Padded Tongue
- ▶ Reinforced Tongue
- ▶ Taller Toe Box Design
- ▶ Heat-moldable TriFusion Reinforcement
- ▶ Stock Boot available in Black or White

SIZING

LADIES	4-10 Full/Half	AA, A, B, C, *AAA, *D
MENS	4-13 Full/Half	*Nar, *Med, *Wide
GIRLS	13-3 ¹ / ₂ Full/Half	AA, B, D
BOYS	13-3 ¹ / ₂ Full/Half	*AA, *B, *D

*Non stocked, Mens 435 stocked in Med width



CROSSOVER SERIES



SKILL RANGE
4 5 6

SUPPORT RATING
90

TONGUE RATING
4.5



SKILL RANGE
3 4 5

SUPPORT RATING
70

TONGUE RATING
4.0

2010 FUSION

LOW-CUT MULTIDISCIPLINE COMPETITIVE

The 2010 Fusion features an aggressive design allowing maximum forward and backward flexibility. Triple ankle reinforcement offers maximum support. Cork heels and leather soles pair for superior shock absorption and lightweight design. Perforated microfiber Strata lining, quilted tongue padding and low profile cushioned backstay collar provide an amazingly comfortable fit.

- ▶ Strata Lining
- ▶ Triple layer Heat-moldable Reinforcement
- ▶ Additional layer of Heat-moldable support
- ▶ Cork/Leather soles and heels

910 FLAIR

LOW-CUT VALUE-PRICED ADVANCED INSTRUCTIONAL

The distinctive 910 Flair is designed for firm support with less weight. Leather sole and heel, leather upper and tongue reinforcement. The nickel stud, three-hook lacing pattern with the lace bar enhance flexibility with the needed stability. Low profile cushioned backstay collar, Dri-Lex® lining and fore-foot EVA foam

- ▶ Dri-Lex® Lining
- ▶ Double layer Heat-moldable Reinforcement
- ▶ Additional layer of Heat-moldable support
- ▶ Shock absorbing lightweight mid-soles
- ▶ Durable leather outsole and heel

FUSION SIZING

LADIES	4-10 Full/Half	AA, A, B, C, *AAA, *D
MENS	4-13 Full/Half	*Nar, *Med, *Wide

*Non stocked, special order availability

FLAIR SIZING

LADIES	4-10 Full/Half	Nar, Med, Wide
MENS	4-13 Full/Half	*Nar, *Med, *Wide

*Non stocked, special order availability

CROSSOVER SERIES BOOT FEATURES

- ▶ Open throat design
- ▶ Flex Notch
- ▶ Anti-Rotational Lace bar
- ▶ Extra Comfort foam padding
- ▶ Pre-punched Ankle Area
- ▶ Quilted Stitching on Foam Padded Tongue
- ▶ Reinforced Tongue
- ▶ Taller Toe Box Design
- ▶ Forefoot Flex Relief
- ▶ Heat-moldable TriFusion Reinforcement
- ▶ Padded comfort collar
- ▶ Cushioned low-cut backstay
- ▶ Lower back seam height allows superior range of ankle joint motion



SPECIALTY SERIES

INSTRUCTIONAL SERIES



SKILL RANGE
4 5 6
SUPPORT RATING
75 OR 95
TONGUE RATING
4.0



SKILL RANGE
5 6
SUPPORT RATING
100
TONGUE RATING
4.0



SKILL RANGE
4 5 6
SUPPORT RATING
90
TONGUE RATING
5.0



SKILL RANGE
3 4 5
SUPPORT RATING
70
TONGUE RATING
4.0



SKILL RANGE
2 3 4
SUPPORT RATING
50
TONGUE RATING
3.5

975 INSTRUCTOR

LIGHTWEIGHT INSULATED INSTRUCTOR

The Instructor boot is lightweight and designed with the demands of coaching skating in mind. This skating boot envelops your foot in insulated warmth for all-day comfort!

- ▶ 3M™ Thinsulate™ insulation
- ▶ Durable non-woven Cambrelle® comfort lining
- ▶ Cork/Leather soles and heels
- ▶ Rolled soft comfort padded collar
- ▶ Softer external Forefoot Flex Relief
- ▶ Select your support with Double or Triple layers of Heat-moldable Reinforcement
- ▶ Available in Abilene Suede, White or Black Stock Boot

2200 SYNCHRO

WORLD-CLASS TEAM SKATING BOOT

The Synchronized skating boot is designed to perform complicated footwork sequences, advanced moves in the field, jumps and spins. The Synchronized boot will meet the need of the most demanding competitive team skaters, season after season.

- ▶ Extra comfort foam padding
- ▶ Strata Lining
- ▶ Triple layer Heat-moldable Reinforcement
- ▶ Durable leather outsole
- ▶ Higher heel with tapered midsole to provide forward balance
- ▶ Padded comfort collar
- ▶ Cushioned synchro-cut backstay
- ▶ Lower back seam height allows superior range of ankle joint motion
- ▶ Freestyle-cut boot front for support on landings

4200 DANCE

WORLD-CLASS DANCE BOOT

High-energy ice dancing demands a special boot and this is it. Designed for flexible support and superior fit. Dance-cut backstay collar encourages full forward and backward flex for intricate footwork and toe pointing. Slightly higher heel positions the foot for quicker maneuvering. Padded collar supports the Achilles area with comfort.

- ▶ Extra comfort foam padding
- ▶ Strata Lining
- ▶ Triple layer Heat-moldable Reinforcement
- ▶ Durable leather outsole
- ▶ Higher heel with tapered midsole to provide forward balance
- ▶ Padded comfort collar
- ▶ Cushioned dance-cut backstay
- ▶ Lower back seam height allows superior range of ankle joint motion

255/25 MOTION

LOW-CUT MULTIDISCIPLINE COMPETITIVE

The newly redesigned 255 Motion moves with style. Now 7% lighter while maintaining support needed for jumps. Double reinforced heat-moldable ankle support, traditional hand-rolled collar and flex notch eyelet. Leather sole and durable leather uppers provide strength. Soft Dri-Lex® lining for easy care comfort with great fit. Higher box toe and forefoot relief area.

- ▶ Dri-Lex® Lining
- ▶ Double layer Heat-moldable Reinforcement
- ▶ Additional layer of Heat-moldable support
- ▶ Shock absorbing lightweight mid-soles
- ▶ Flex Notch Eyelet (Adult size 4 and up)
- ▶ Hand-rolled Collar
- ▶ Anti-Rotational Lace bar
- ▶ Quilted Stitching on Foam Padded Tongue

MOTION SIZING

LADIES	4-10 Full/Half ❖ Nar, Med,Wide
MENS	4-13 Full/Half ❖ *Nar, *Med,*Wide
GIRLS	13-3½ Full/Half ❖ Nar, Med,Wide
BOYS	13-3½ Full/Half ❖ *Nar, *Med,*Wide

*Non stocked, special order availability

223/23 STRIDE

LOW-CUT VALUE-PRICED ADVANCED INSTRUCTIONAL

Take to the ice with ease with the 223 Stride. Designed with medium ankle support for all day comfort. Double reinforced, water resistant leather uppers, leather soles and leather tongue reinforcement. Dri-Lex® lining and traditional hand-rolled collar provides great fit and easy care. The argon welded stainless steel blade offers beauty and strength.

- ▶ Dri-Lex® Lining
- ▶ Double layer Heat-moldable Reinforcement
- ▶ Additional layer of Heat-moldable support
- ▶ Shock absorbing lightweight mid-soles
- ▶ Durable leather outsole and heel
- ▶ Flex Notch (Not available in Youth sizes 10-12.5)
- ▶ Hand-rolled Collar (Not available in Youth sizes 10-12.5)

STRIDE SIZING

LADIES	4-10 Full/Half ❖ Nar, Med,Wide
MENS	4-13 Full/Half ❖ *Med,*Wide
GIRLS	13-3½ Full/Half ❖ Nar, Med,Wide
BOYS	13-3½ Full/Half ❖ *Med,*Wide

*Non stocked, special order availability

SPECIALTY SERIES BOOT FEATURES

- ▶ Open throat design
- ▶ Flex Notch
- ▶ Anti-Rotational Lace bar
- ▶ Comfort foam padding
- ▶ Lightweight cork/leather heel
- ▶ Taller Toe Box Design
- ▶ Heat-moldable TriFusion Reinforcement

SPECIALTY BOOT SIZING

LADIES	4-10 Full/Half ❖ AA, A, B, C,
MENS	4-13 Full/Half ❖ *Nar, *Med,*Wide

*Non stocked, special order availability



INSTRUCTIONAL SERIES BOOT FEATURES

- ▶ Extra Comfort foam padding
- ▶ Pre-punched Ankle Area
- ▶ Polyurethane Coated Leather Uppers
- ▶ Reinforced Tongue
- ▶ Taller Toe Box Design
- ▶ Heat-moldable TriFusion Reinforcement
- ▶ Padded comfort collar



GEM SERIES



SKILL RANGE
1 2 3
 SUPPORT RATING
40
 TONGUE RATING
2.5



SKILL RANGE
1 2
 SUPPORT RATING
30
 TONGUE RATING
2.0



SKILL RANGE
1 2
 SUPPORT RATING
25
 TONGUE RATING
1.5



SKILL RANGE
1 2
 SUPPORT RATING
20
 TONGUE RATING
1.0

133/33 DIAMOND

OUR BEST RECREATIONAL

The 133 Diamond sparkles with features. Double reinforcement for the support recreational skaters appreciate. Leather Tongue Reinforcement adds foot protection and boot strength. Maintenance free PVC sole unit and Dri-Lex® lining keeps feet dry. New hand-rolled collar for soft comfort and snug fit. Faux diamond lace bar. Argon welded stainless steel blade.

- ▶ Decorative Lace Bars
- ▶ Flex Notch **not available in youth/junior sizes 10-12.5*
- ▶ Hand-Rolled Collar **not available in youth/junior sizes 10-12.5*
- ▶ Reinforced Padded Tongue
- ▶ Double layer of heat-moldable support
- ▶ Dri-lex® moisture wicking comfort lining
- ▶ No maintenance PVC sole
- ▶ Stainless Steel Blade

SIZING

LADIES	4-10 Full/Half ❖ Med, Wide
MENS	4-13 Full/Half ❖ *Med
GIRLS	9-3½ Full/Half ❖ Med, Wide
BOYS	9-3½ Full/Half ❖ *Med

**Non stocked, special order availability*

119/19 EMERALD

QUALITY RECREATIONAL PERFORMANCE

Get ready for fun with the 119 Emerald. Added ankle support with double synthetic reinforcement. Leather tongue reinforcement adds protection and strength. PVC sole unit and Dri-Lex® lining keeps feet dry. Newly designed, padded Achilles Tendon collar gives added comfort. Features a faux emerald studded lace bar. Stainless steel Luna blade provides great performance.

- ▶ Hand-Rolled Collar
- ▶ Supportive and Padded Tongue
- ▶ Double layer of heat-moldable support
- ▶ Dri-lex® moisture wicking comfort lining
- ▶ Flex Notch
- ▶ No maintenance PVC sole
- ▶ Stainless Steel Blade

SIZING

LADIES	4-10 Full/Half ❖ Med, Wide
MENS	4-13 Full/Half ❖ Med
GIRLS	9-3½ Full/Half ❖ Med
BOYS	9-3½ Full/Half ❖ Med

114/14 PEARL

VALUE-PRICED RECREATIONAL

The 114 Pearl shimmers with style. Light support with double synthetic reinforcement. Leather tongue reinforcement adds protection and strength. PVC sole unit with Dri-Lex® lining keeps feet dry. Padded Achilles Tendon collar provides a snug comfortable fit. The Pearl features a special lace bar for additional fun. Stainless steel Luna blade provides great performance.

- ▶ Hand-Rolled Collar
- ▶ Double synthetic reinforced uppers
- ▶ Dri-lex® moisture wicking comfort lining
- ▶ Reinforced tongue
- ▶ Flex Notch
- ▶ No maintenance PVC sole
- ▶ Stainless Steel Blade

SIZING

LADIES	4-10 Full ❖ Med
GIRLS	9-3 Full ❖ Med

GEM SERIES

110/10 OPAL

VALUE-PRICED RECREATIONAL

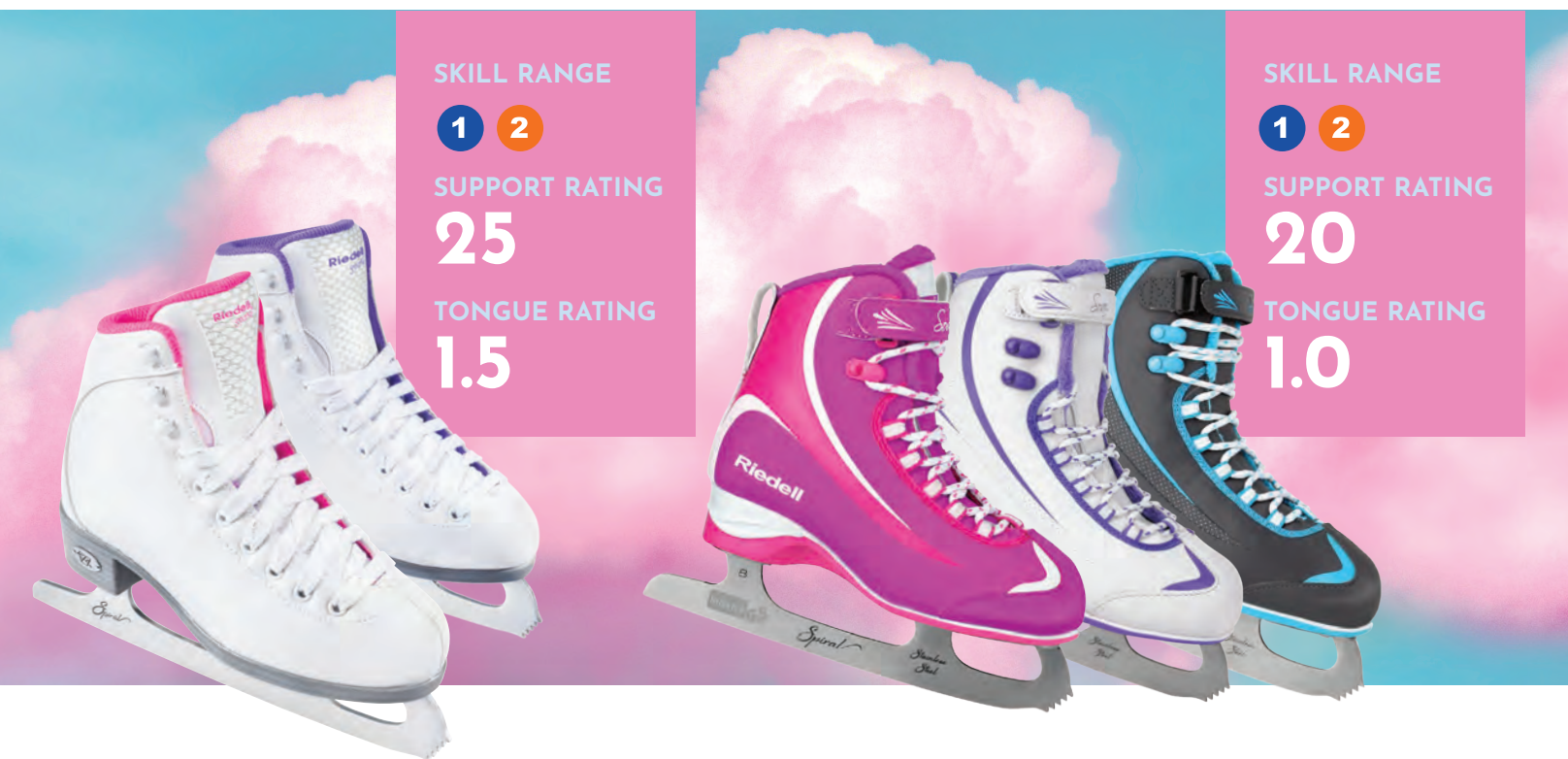
These skates are perennial favorites for easy comfort and support in a very attractive boot. Light support. Quilted lining cushions feet and the split tongue design provides stability on the ice. Maintenance free PVC sole unit keeps feet dry.

- ▶ Supportive and padded tongue
- ▶ Heat-moldable reinforcement
- ▶ Traditional style design
- ▶ Strong Synthetic uppers
- ▶ Moisture Wicking Comfort Lining
- ▶ No maintenance PVC sole
- ▶ Stainless Steel Blade

SIZING

LADIES	4-10 Full ❖ Med
MENS	4-13 Full ❖ Med
GIRLS	9-3 Full ❖ Med
BOYS	9-3 Full ❖ Med

SOFT SERIES



SKILL RANGE

1 2

SUPPORT RATING

25

TONGUE RATING

1.5

SKILL RANGE

1 2

SUPPORT RATING

20

TONGUE RATING

1.0

118/18 SPARKLE

SOFT BOOT COMFORT

- ▶ Traditional cut design
- ▶ Extra comfort padded linings for pleasure skaters
- ▶ Split tongue design provides stability on the ice
- ▶ Stonger lacing hooks
- ▶ Redesigned for more support
- ▶ Man-made uppers
- ▶ No maintenance PVC sole
- ▶ Stainless Steel Blade

SPARKLE BOOT SIZING

WHITE / VIOLET - LADIES	4-10 Full ♦ Med
WHITE / PINK - GIRLS	9-3 Full ♦ Med

625/615 SOAR

BEGINNER SOFT BOOT COMFORT

- ▶ Plush foam padded velvet lining
- ▶ 3-strap Velcro Closure in youth sizes 8-2
- ▶ Power-strap Velcro closure for secure fit
- ▶ 3M™ Thinsulate™ Insulation
- ▶ Split tongue design provides stability on the ice
- ▶ Man-made uppers
- ▶ No maintenance PVC sole
- ▶ Stainless Steel Blade

SOAR BOOT SIZING

WHITE / VIOLET - ADULT	4-10 Full
STEEL GRAY / BLUE - ADULT	4-12 Full
PURPLE / PINK YOUTH - GIRLS	8-3 Full
STEEL GRAY / BLUE - YOUTH	8-3 Full

ECLIPSE

BLADES™



FIND YOUR BLADE

FIND YOUR RANGE > FIND YOUR BLADE

BLADE	SERIES	RANGE	MATERIAL	SIZES	RADIUS	PICK	ROH	STYLE	USE	MADE IN
PINNACLE TITANIUM	Lightweight Series	4 5 6	Titanium/ Stainless Steel	8.25 - 12"	8'	Cross Cut	5/8"	Parallel	High level Competitive	Canada
INFINITY TITANIUM	Lightweight Series	4 5 6	Titanium/ Stainless Steel	8.25 - 12"	8'	Straight Cut	7/16"	Parallel	High level Competitive	Canada
QUANTUM	Lightweight Series	3 4 5	Aluminum/ Stainless Steel	8 - 11"	7'	Cross Cut	5/8"	Parallel	Competitive	
PINNACLE	Advanced Series	4 5 6	Carbon Steel	8 - 12"	8'	Cross Cut	5/8"	Side-honed Parallel	High level Competitive	Canada
INFINITY	Advanced Series	4 5 6	Carbon Steel	8 - 12"	8'	Straight Cut	7/16"	Parallel	High level Competitive	Canada
DANCE	Advanced Series	4 5 6	Carbon Steel	8 - 12"	7'	Straight Cut Dance	1"	Slimline Parallel	Competitive Dance	Canada
AURORA	Mid Range Series	3 4 5	Stainless Steel	7.5 - 12"	7'	Cross Cut	7/16"	Parallel	Competitive	Canada
VOLANT	Mid Range Series	3 4	Carbon Steel	7.5 - 12"	7'	Straight Cut	5/8"	Parallel	Entry Level Competitive	Canada
COSMOS	Mid Range Series	3 4	Carbon Steel	7.5 - 12"	a7'	Cross Cut	5/8"	Parallel	Instructional	Canada
ASTRA	Mid Range Series	3 4	Carbon Steel	7 - 13"	7'	Straight Cut	5/8"	Parallel	Instructional	Canada
CAPRI	Beginner Series	1 2	Stainless Steel	6.75 - 13"	7'	Straight Cut	5/8"	Parallel	Entry level	
LUNA	Beginner Series	1 2	Stainless Steel	5.5 - 11.25"	7'	Straight Cut	5/8"	Parallel	Entry level	

LIGHTWEIGHT SERIES



ECLIPSE PINNACLE TITANIUM STAINLESS STEEL

Pinnacle Titanium is designed for the most demanding freestyle skater, this light weight blade offers an 8' radius for maximum speed, a higher stanchion height for improved boot clearance and cross milled toe pick for secure ice engagement. Solid titanium construction offers a stronger lighter blade to skaters who need the advantage of lightweight blades on a tested and reliable blade pattern. The runner of this blade is made of harder stainless steel and offers an outstanding and corrosion resistant edge life. This blade offers everything that you would expect in a highly competitive blade and more, including 45% less weight.



SKATE SKILL LEVEL

Double, Triple and Quad Jumps

RADIUS	❖ 8'
R.O.H.	❖ 5/8"
TOE PICK	❖ Cross Cut
STYLE	❖ Parallel
SIZES	❖ 8.25"-12"



ECLIPSE INFINITY TITANIUM STAINLESS STEEL

Infinity Titanium is designed for high-level freestyle skaters, this light weight blade offers an 8' radius for maximum speed and straight cut toe pick design ensures efficient performance. Solid titanium construction offers a stronger lighter blade to skaters who need the advantage of lightweight blades on a tested and reliable blade pattern. The runner of this blade is made of harder stainless steel and offers an outstanding and corrosion resistant edge life. Lighter, Stronger, Faster; Titanium outperforms other blades.



SKATE SKILL LEVEL

Double, Triple and Quad Jumps

RADIUS	❖ 8'
R.O.H.	❖ 7/16"
TOE PICK	❖ Straight Cut
STYLE	❖ Parallel
SIZES	❖ 8.25"-12"



QUANTUM ALUMINIUM / STAINLESS STEEL

Move faster, jump higher and stay on the ice longer with Quantum! Precisely engineered to the highest standards, the Quantum is made from a harder 6005 Aluminum and features a permanently affixed, stronger, rust resistant stainless steel runner. It's 7' radius allows for graceful, versatile freestyle movement and a cross cut toe pick provides exceptional stability. This aluminum/stainless steel blade doesn't need a specialty jig for sharpening, so you can get a consistent, long-lasting sharpening without hassle. We did all of the calculations so that you can focus on what matters - defying gravity!



SKATE SKILL LEVEL

Single and Double Jumps

RADIUS	❖ 7'
R.O.H.	❖ 5/8"
TOE PICK	❖ Cross Cut
STYLE	❖ Parallel
SIZES	❖ 8"-11"

ADVANCED SERIES



PINNACLE CARBON STEEL

Reach the peak of performance with the Eclipse Pinnacle, designed for the most demanding competitive freestyle skater in need of a tested and reliable blade pattern. The Pinnacle has an 8' radius, solid sole plates that are fully silver welded and chromed with a cross milled toe pick for clean ice engagement. This blade incorporated higher stanchions and side honing to improve boot clearance over the ice for advanced maneuverability. With the Pinnacle, no podium top is unreachable!



SKATE SKILL LEVEL

Double, Triple and Quad Jumps

RADIUS	❖ 8'
R.O.H.	❖ 5/8"
TOE PICK	❖ Cross Cut
STYLE	❖ Side-honed Parallel
SIZES	❖ 8"-12"

- ▶ Full Silver Weld
- ▶ CNC Chrome Relief



INFINITY CARBON STEEL

Designed to achieve greater transfer of energy with maximum control, the Eclipse Infinity will help high-level freestyle skaters realize their limitless potential. This blade has an 8' radius to help increase skater speed while straight cut aggressive chrome relieved toe picks offer efficient ice engagement. The Infinity takes what you already know about competitive freestyle blades and multiplies it infinitely in a beautiful and efficient blade.



SKATE SKILL LEVEL

Double, Triple and Quad Jumps

RADIUS	❖ 8'
R.O.H.	❖ 7/16"
TOE PICK	❖ Straight Cut
STYLE	❖ Parallel
SIZES	❖ 8"-12"

- ▶ Full Silver Weld
- ▶ CNC Chrome Relief



DANCE CARBON STEEL

The Eclipse Dance blade is precisely designed to help skaters achieve greater control on the ice. The Eclipse Dance has a 7' radius and slimline parallel edges to allow for quicker edge-to-edge transfers that make for precise movement and effortless motion. This blade provides angled front and back stanchions and the classic dance-designed shorter tail that dancers have come to know and love in their dance blade.



SKATE SKILL LEVEL

Double, Triple and Quad Jumps

RADIUS	❖ 7'
R.O.H.	❖ 1"
TOE PICK	❖ Straight Cut Dance
STYLE	❖ Slimline Parallel
SIZES	❖ 8"-12"

- ▶ Full Silver Weld
- ▶ CNC Chrome Relief

MID-RANGE SERIES



AURORA STAINLESS STEEL

The Eclipse Aurora is designed for the competitive skater with rising aspirations. This blade is made from stainless steel and is mirror finished to keep edges sharper longer and your blade looking fantastic at all times. The Aurora has a 7' radius that makes spins easier and graceful movements nearly effortless. Cross cut toe picks provide improved stability, and precision edges make this the perfect blade for the versatile freestyle skater hoping to dawn the podium.



SKATE SKILL LEVEL

Single and Double Jumps

RADIUS	❖ 7'
R.O.H.	❖ 7/16"
TOE PICK	❖ Cross Cut
STYLE	❖ Parallel
SIZES	❖ 7.5"-12"

▶ Mirrored Finish



VOLANT CARBON STEEL

Volant means to "take flight" and the Eclipse Volant helps skaters to take off in their skating. The 7' radius helps advanced instructional or beginning competitive skaters to move nimbly across the ice. While the medium sized, straight cut toe picks allow for easy ice engagement and increased ability to jump.



SKATE SKILL LEVEL

Single and Double Jumps

RADIUS	❖ 7'
R.O.H.	❖ 5/8"
TOE PICK	❖ Straight Cut
STYLE	❖ Parallel
SIZES	❖ 7.25"-12"

▶ Full Silver Weld
▶ CNC Chrome Relief



COSMOS CARBON STEEL

Cosmos is designed for the rapidly improving instructional skater or beginning competitive skater doing single and double jumps. The cosmos offers a 7' radius for increased agility. The precision milled, cross cut toe picks ensure superior ice engagement and release. With a high polished chrome finish, these carbon steel blades with full silver welds, are among the most popular and recommended blades in the industry. The Cosmos will be there as skaters discover the world of skating.



SKATE SKILL LEVEL

Single and Double Jumps

RADIUS	❖ 7'
R.O.H.	❖ 5/8"
TOE PICK	❖ Cross Cut
STYLE	❖ Parallel
SIZES	❖ 7.25"-12"

▶ Full Silver Weld
▶ CNC Chrome Relief

BEGINNER SERIES

CAPRI STAINLESS STEEL



SKATE SKILL LEVEL

Introductory

RADIUS	❖ 7'
R.O.H.	❖ 5/8"
TOE PICK	❖ Straight Cut
STYLE	❖ Parallel
SIZES	❖ 6.75"-13"

▶ Stainless Steel
▶ Mirrored Finish

LUNA STAINLESS STEEL



SKATE SKILL LEVEL

Introductory

RADIUS	❖ 7'
R.O.H.	❖ 5/8"
TOE PICK	❖ Straight Cut
STYLE	❖ Parallel
SIZES	❖ 5.5"-11.25"

▶ Stainless Steel
▶ Mirrored Finish

BLADE LENGTH CHARTS

FOR ELARA AND VEGA MODELS, SEE PAGE 7

WHITE FIGURE BOOTS - SUGGESTED SIZES

Youth & Jr - White	9	9 1/2	10	10 1/2	11	11 1/2	12	12 1/2	13	13 1/2	1	1 1/2	2	2 1/2	3	3 1/2	BOOT
DIAMOND	6 1/2	6 3/4	6 3/4	7	7 1/4	7 1/2	7 3/4	7 3/4	8	8	8 1/4	8 1/4	8 1/2	8 1/2	8 3/4	9	BLADE
STRIDE			7	7 1/4	7 1/4	7 1/2	7 3/4	8	8	8 1/4	8 1/4	8 1/2	8 1/2	8 3/4	8 3/4	9	
MOTION									8	8 1/4	8 1/4	8 1/2	8 1/2	8 3/4	8 3/4	9	
BRONZE STAR									8	8 1/4	8 1/4	8 1/2	8 1/2	8 3/4	9	9	
Adult - White	4	4 1/2	5	5 1/2	6	6 1/2	7	7 1/2	8	8 1/2	9	9 1/2	10				
DIAMOND	9 1/4	9 1/4	9 1/2	9 1/2	9 3/4	10	10 1/4	10 1/4	10 1/2	10 1/2	10 3/4	10 3/4	11				
STRIDE	9 1/4	9 1/2	9 1/2	9 3/4	9 3/4	10 1/4	10 1/4	10 1/4	10 1/2	10 3/4	10 3/4	11	11 1/4				
MOTION, FLAIR	9 1/4	9 1/2	9 1/2	9 3/4	9 3/4	10 1/4	10 1/4	10 1/2	10 1/2	10 3/4	10 3/4	11	11 1/4				
BRONZE STAR, SILVER STAR, ARIA, INSTRUCTOR, FUSION, DANCE, SYNCHRO	9 1/4	9 1/4	9 1/2	9 3/4	9 3/4	10	10 1/4	10 1/4	10 1/2	10 3/4	10 3/4	11	11 1/4				

BLACK FIGURE BOOTS - SUGGESTED SIZES

Youth & Jr - Black	10	10 1/2	11	11 1/2	12	12 1/2	13	13 1/2	1	1 1/2	2	2 1/2	3	3 1/2					
STRIDE	7	7 1/4	7 1/4	7 1/2	7 1/2	7 3/4	8	8 1/4	8 1/4	8 1/2	8 1/2	8 3/4	8 3/4	9					
MOTION, BRONZE STAR,							8	8	8 1/4	8 1/2	8 1/2	8 3/4	8 3/4	9					
Adult - Black	4	4 1/2	5	5 1/2	6	6 1/2	7	7 1/2	8	8 1/2	9	9 1/2	10	10 1/2	11	11 1/2	12	12 1/2	13
STRIDE	9 1/2	9 1/2	9 3/4	10															
MOTION, FLAIR	9 1/2	9 1/2	9 3/4	10	10 1/4	10 1/4	10 1/2	10 1/2	10 3/4	10 3/4	11	11 1/4	11 1/2	11 1/2	11 3/4	11 3/4	12	12	12 1/4
DIAMOND, BRONZE STAR, SILVER STAR, ARIA, INSTRUCTOR, FUSION, DANCE, SYNCHRO	9 1/2	9 1/2	9 3/4	10	10 1/4	10 1/4	10 1/2	10 3/4	10 3/4	10 3/4	11	11 1/4	11 1/2	11 1/2	11 3/4	11 3/4	12	12	12 1/4

ACCESSORIES



THREE-WAY BOOT CARE SYSTEM

Keeping your skates in great shape is as easy as 1, 2, 3! This extensive three-way boot care system works together (or separately) to keep your Riedell's looking great! Whittemore Heel and Sole Enamel surrounds Riedell's cork heels and soles with a waterproof polish, and Lexol® Leather Conditioner maintains the leather's sheen and softness. Lastly, Silicone Protectant prevents moisture buildup in the leather.

- 1 Whittemore® Heel and Sole Enamel
- 2 Lexol® Leather Conditioner *not for Polyurethane coated leather
- 3 Silicone Protectant for leather lining



SHOE POLISH

In skating, scuff happens! Whether you spend hours on the ice each day or just visit the rink when the mood strikes, nicks and blemishes on your boots are bound to occur. Fix problem areas with Riedell's shoe polish, available conveniently in white, beige and black.



SNO-SEAL®

Sno-Seal® is a beeswax-based waterproofing formula that protects the outsoles of boots from moisture build up. The formula dries as solid wax, so it stays on your boot longer to keep your whole boot dry, warm and light.



RTX BACKPACK

- ▶ Size: 21" x 14" x 9"
- ▶ Massive vented interior compartment with divider flap that snaps into place
- ▶ Small interior zipped pockets and organizer pockets
- ▶ Exterior hard case with soft lining to protect valuables
- ▶ Ventilated wet/dry exterior storage compartment
- ▶ Expandable water bottle pocket with security strap
- ▶ Padded laptop compartment
- ▶ Wide padded shoulder straps and padded back for added comfort



RIEDELLE TRAVEL BAG

The Riedell Travel Bag will be your favorite travel companion whether you're packing for your next trip to the rink or abroad.

- ▶ Telescoping handle
- ▶ Padded top handle
- ▶ Front Velcro strap handle
- ▶ Durable 600 Denier Nylon
- ▶ 22"x14"x8" dimensions



RIEDELLE SKATE SACK

- ▶ Size: 18" x 20"
- ▶ Large drawstring compartment
- ▶ Front zipper pocket for smaller items



RIEDELLE ONE PACK

The perfectly sized Riedell One Pack will help you simplify and transport your skates stylishly and conveniently.

- ▶ Durable 600 Denier Nylon
- ▶ Available in Blue
- ▶ 13"x7"x13" dimensions



R-FIT™ FOOTBED KIT

an innovation in skating insoles

In partnership with a leading podiatrist/former skater, we created the R-Fit™ Footbed Kit. Specifically designed to address the competitive skater's foot support needs – The R-Fit™ keeps the foot ergonomically positioned in the skate for comfort and better on-ice control. The R-Fit™ kit offers support where you need it, while cushioning and absorbing shock. All components affix to the provided insole to create a customized footbed that stays in position under the demand of competitive skating.



- ▶ Fits into all skate types
- ▶ Arch Supports in 3 heights
- ▶ Heel Wedges that stay put and correct supination or pronation
- ▶ Heel Lifts that decrease heel movement and slippage
- ▶ Metatarsal Pads to remedy problems in the ball of foot and toes
- ▶ Instruction Guide
- ▶ Podiatrist Endorsed



RIEDELLE SKATE GUARDS

Protect your Eclipse Blades with rubber centipede style Skate Guards from Riedell.

- ▶ One Size Fits All - can be trimmed
- ▶ Sold in pairs
- ▶ Durable and flexible rubber material
- ▶ Available in Black or White



RIEDELLE'S SPUN POLY & TEXTURED POLY LACES

Your beautiful boots deserve only the best, so Riedell's spun Poly and Textured Poly laces last longer and don't tear as easily as others.

Available in white, beige and black.

Find the length of laces that is right for your Riedell Skates on our website.



RIEDELLE LACING HOOKS

Proper lacing—not too tight and not too loose—is vital for a comfortable fit. Our lacing hooks help you get the perfect fit easily and comfortably in your Riedell Skates. Molded for hand comfort, they make lacing a breeze!



SKATE FITTING

Improperly fitted skates is the primary cause of foot discomfort and the reason for poor performance and skate breakdown. To properly fit skates, the following areas of concern must be addressed.

FOOT LENGTH

The Riedell fitting device is the tool used to determine the overall length of the skater's foot and to give an accurate size suggestion. Properly trained skate fitters are recommended for the best individual fit. The Riedell sizing device should not be used as a substitute for an individualized fitting by a trained expert.

The skater's heel should be placed firmly up against the back portion of the measurement device and held in place. The length measurement of the foot should be taken in both a seated and standing position. The furthest point of the longest toe should be noted to indicate length of the foot.

FOOT WIDTH

The proper width selection is critical to the overall comfort of the foot. If a skate boot is fit too narrow or too wide, foot comfort, support and performance can be affected. Choosing the proper width is essential to skater performance and boot longevity.

Riedell models are available in a variety of different widths to accommodate many foot shapes and sizes. Using a cloth tape measure, measure the circumference at the widest portion of the ball of the foot. Pull the measurement tape snugly around the foot. It should be noted that extra care be used when taking this measurement as each boot width changes by $\frac{1}{4}$ " increments. Also remember the foot will expand when weight bearing so comfort in the standing position is critical.

CHOOSING THE CORRECT SIZE AND WIDTH.

Once the foot length and width of the skater has been determined, you should reference the skate size and width chart for the proper choice of size and width. To best determine correct size and width we suggest utilizing a trained and knowledgeable skate fitter.

LACING SKATES

In order to get the most benefit from your skates, proper lacing procedure will ensure added foot comfort, support and performance.

Preparing the skate prior to lacing it on your foot will aid in the process and allow you to easily and comfortably secure the skate on your foot.

1. In order to allow your foot to get into the boot easily, loosen the laces all the way down to the toe area.
2. Slide your foot into the skate and lightly tap your foot down flat on the floor. This will get your foot solidly down to the base of the skate.
3. Next you should tap your heel back firmly to set your foot all the way into the heel cup of the boot.
4. Starting down at the first eyelet, pull the laces with firm tension to snugly hold the foot in place. By pulling the underside lace first as you progress up the eyelets you will maintain firm pressure and prevent the laces from loosening. Continue this process up over the instep to the ankle.
5. The ankle area is critical to provide the flexion of the foot and boot so by using slightly less tension on the laces from the ankle area to the top will provide flexibility. To increase support of the boot, lacing tighter in this area will add support and decrease flexibility.
6. At the ankle area when lacing around the hooks, it is suggested to wrap the lace around the top of the hook as this will help lock down the lace and keep the tension from loosening.
7. To effectively and securely tie off the laces at the top, it is suggested to put two cross twists in the laces as this will prevent the laces from loosening.

BLADE MOUNTING

Mounting ice skate blades is not a difficult task but does take a little patience and understanding of the basic mounting procedures. The following steps are the simple process we recommend for mounting ice skate blades to the skate boots.

1. To determine the proper length blade, measure the overall sole length of the boot from toe to heel. Most blade styles come in $\frac{1}{4}$ " length increments so if the sole measures $9\frac{7}{8}$ " in length the proper size blade would be $9\frac{3}{4}$ ". It is not suggested the blade length be any shorter than $\frac{1}{4}$ " than the overall length of the sole.
2. By examining the sole and the heel bottom of the boot, find the center portion of the sole and heel. You can put a light pencil mark at the toe and heel at the center point for location, these markings can be used for reference points. Place the blade on the sole of the boot at the center markings. Now move the front of the blade approximately one blade width towards the ball of the foot. Maintain the heel portion in the center.
3. Using the pencil, mark the inside front screw hole at the toe of the blade. Then mark the opposite side screw hole at the back of the blade at the heel.
4. Using a $\frac{3}{32}$ " drill bit, drill approximately half the depth of the mounting screw length.
5. Most better grade skate blades will come packaged with 2 different length mounting screws. The shorter screws are to be used in the sole of the skate and the long screws are to be used in the heel.
6. Insert the front screw in the hole that has been drilled and tighten. Position heel plate of blade in center and insert long screw and tighten.
7. Check blade for straightness and position.
8. Now, using the oblong, slotted mounting holes in the sole plate of the blade, drill pilot hole in the center of the slotted hole and insert screw and tighten.
9. Next, go back to the heel and drill pilot hole in the slotted hole in heel plate of the blade and insert screw and tighten.
10. You should now have 3 screws mounted in the sole plate of the blade and 2 screws mounted in the heel plate of the blade. This is referred to as a temporary mount and will allow the skater to do light skating to determine proper blade position. If blade position needs to be adjusted after test skating, remove front toe screw and back heel screw. Release tension of the screws mounted in the slotted holes and adjust blade position as necessary.
11. Once blade position is determined, a more permanent mount should be done by drilling a pilot hole in remaining screw holes, insert screws and tighten. It is recommended to use no less than half of the mounting holes for a secure mounting of the blade to the boot.

SKATE SHARPENING

A properly sharpened skate blade can make the difference between a great performance, failed test session or simply just a fun day at the rink. For this reason, we encourage skaters to have their blades sharpened regularly by a trained and experienced skate sharpener. By doing so, you will be confident your skates will have a consistent edge.

Before having your skates sharpened, several factors should be taken in consideration so your blades can be sharpened to deliver the desired performance. Variables such as the size of the skater, type of skating being done, and the ice conditions of the rink need to be considered. Harder ice surfaces (17 – 19 degrees) can dull edges quicker and requires a deeper radius of hollow (ROH) and sharper edges. Softer ice conditions (20 -22 degrees) require a shallower ROH grind because blades can sink deeper in the ice surface.

General purpose ice skate blades are often sharpened with a shallower radius of hollow to prevent the edge from digging in too deep into the ice. A more advanced and higher-level skater typically has their blade sharpened with a deeper radius of hollow for better edge bite, speed and control.

Though most blades are manufactured with a predetermined radius of hollow, that does not restrict or limit the skater's individual options. The desired ROH should be determined by the skater's personal preference and their style of skating.

When a skate blade is sharpened, the hollow is ground into the length of the blade by an abrasive sharpening stone spinning a high revolution speed. The face of the sharpening stone is curved outward so when the blade contacts the stone, it grinds the metal away leaving a preset ROH.

The depth of hollow is an arc from an imaginary circle, which is measured by the length of its radius. A circle with a smaller radius forms a deeper curve and deeper hollow creating keener edges.

Knowing when to have your blade sharpened is usually something the skater will notice right away. When you start to slip on an edge, skid excessively into an entry of a jump or wash out on the landing of a jump, it's time to have your blades sharpened.



LIMITED RESALE WARRANTY INFORMATION

WHO IS COVERED?

- ▶ This warranty is extended to all Authorized Riedell Dealers and the original end-use purchaser or the person receiving the product as a gift, and shall not be extended to any other person or transferee.

WHAT YOU MUST DO TO OBTAIN LIMITED WARRANTY SERVICE:

- ▶ Return product, with a copy of the original proof of purchase, Return authorization number and written description for why the product is being returned, using the following procedures:
 1. Contact the Riedell organization in your country/region (*visit riedellskates.com for Riedell contact information in your country/region*) for a return authorization number and specific return/shipping instructions.
 2. Label and ship the product, freight prepaid, to the address provided by the Riedell organization in your country/region.
 3. Place any necessary return authorization number prominently on the outside of the shipping carton. Cartons not bearing a return authorization number, where required, will be refused.

WHAT IS COVERED/FOR HOW LONG?

- ▶ All products manufactured by Riedell Shoes, Inc. are warranted by Riedell Shoes, Inc. to be free from defects in material and workmanship under normal and intended use for a period of 6 months from the date of retail purchase by the original end-use purchaser. Eclipse® blades shall be warranted by Riedell Shoes, Inc. to be free from defects in material and workmanship, under normal and intended use for a period of 12 months from the date of retail purchase by the original end-use purchaser.

WHAT IS NOT COVERED?

- ▶ This warranty does not cover product failure resulting from improper fit, accident, abuse, neglect or normal wear and tear, as determined by Riedell Shoes, Inc. Riedell Shoes, Inc. will not be responsible for the repair, replacement or consequential damage due to the above mentioned causes.

- ▶ This warranty does not cover post sale service costs, including but not limited to waterproofing of outsoles, blade sharpening and blade mounting.
- ▶ All rental products manufactured by Riedell Shoes, Inc. are excluded from this warranty and covered under a separate policy.

WHAT RIEDELL WILL DO:

- ▶ During the warranty period, Riedell Shoes, Inc. will, at our sole option, repair or replace any products determined to be defective within a reasonable period of time and free of charge. All repaired or replaced products under this policy shall be, at the discretion of the original end-use purchaser, returned to the original end-use purchaser or the authorized Riedell dealer from whom the product was purchased via ground service shipping at the expense of Riedell Shoes, Inc.
- ▶ Products returned that are not found to be defective or products returned beyond the warranty period that can be repaired, can be done so upon the approval of the authorized Riedell dealer or original end-use purchaser. Repair costs, including post sale services, will be provided to the authorized Riedell dealer or original end-use purchaser by Riedell Shoes, Inc. before any repair is made. Prior to any repair being made, Riedell Shoes, Inc. must receive authorization from the authorized Riedell dealer or original end-use purchaser as to all requested repairs. All freight expenses for such products, repairs and/or post sale services shall be the responsibility of the dealer or user.




WHAT RIEDELL WILL NOT DO:

For any claimed defective product, Riedell Shoes, Inc. will not be responsible for any inbound shipping, insurance or transportation charges, or any import fees, duties and taxes.



FIND US ONLINE

At Riedell Skates and Eclipse Blades we love skating and hearing from you. Tag us in your photos, send us messages and update us on your latest skating accomplishments. #iSkateRiedell #TeamRiedell #TeamEclipse

-  @iskateriedell
-  RiedellSkates
-  @iskatereidell

ice.riedellskates.com
©2019 Riedell Shoes, Inc.

information@riedellskates.com
customerservice@riedellskates.com

MADE TO MOVE YOU